


DESCRIPTION







- Analogue display clock for indoor.
- Hour-Minute or Hour-Minute-Second display depending on the model.
- Background: PC/ABS.
- Crystal: heat-tempered glass.
- Casing (front): brushed stainless steel.
- Protection index: IP40, IK06.
- Optimal viewing distance: 35m.
- Dial markings: Arabic figures or minute notches or DIN.
- Option: wall bracket with locking disk, LED lighting (available only on DHF TBT, AFNOR TBT and NTP versions), double sided ceiling bracket.



STANDARDS

- Directive EMC 2014/30/EU: EN55022, EN55024.
- Directive LVD 2014/35/EU: EN60950, EN62311.
- Directive RED 2014/53/EU: EN301-489-3.

TECHNICAL FEATURES

	Movement	Power supply	Operating temperatures	Weight
	24V minute parallel impulse	-	- 10°C to +50°C	2.3 kg
	24V second parallel impulse	-	- 10°C to +50°C	2.3 kg
	AFNOR	6 to 24 VDC	- 5°C to +50°C	2.3 kg
	NTP	Power over Ethernet, Class 0 device, 2W maximum	- 5°C to +50°C	2.1 kg
	DHF battery	2x1.5V LR6 batteries	- 5°C to +50°C	2.3 kg
	DHF TBT	6 to 16 VDC	- 5°C to +50°C	2.3 kg

REFERENCES

Hour-Minute	Hour-Minute-Second	
983 5x7	-	24V minute impulse
-	983 4x7	24V second impulse
985 8x7	985 9x7	AFNOR
985 Fx7	985 Gx7	NTP
985 2x7	985 3x7	DHF battery
985 4x7	985 5x7	DHF TBT

Substitute the « x » by the figure corresponding to the desired dial.

Add an « E » at the end of the reference to specify the lighting.

Example: 985417E: Profil 740 DHF TBT with LED lighting



Profil 740 with LED lighting

Dials models (x):

1 = Arabic figures



2 = Minute notch



3 = DIN



MOVEMENTS AND SYNCHRONISATION

• 24V minute impulse

Slave clocks are connected to a distribution line and activated through electrical impulses sent every minute by the master clock.

• 24V second impulse

Slave clocks are connected to a distribution line and activated through electrical impulses sent every second by the master clock.

• AFNOR

The coded time distribution consists in transmitting a complete time message every second: the time on the receiver is automatically and immediately set after connection to the clock line.

The AFNOR coded time does not interfere with any other transmissions, and is insensitive to other electrical interference.

Consumption TBT: 10 mA (6 VDC), 8 mA (24 VDC).

• Network Time Protocol (NTP)

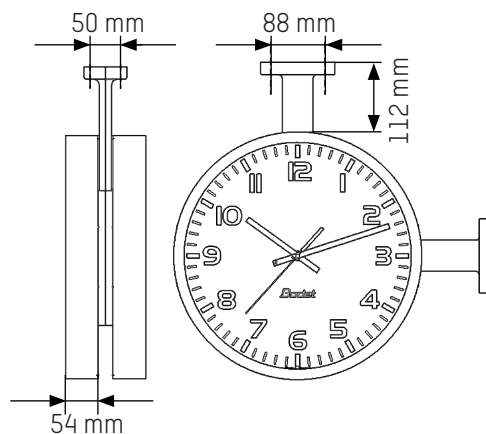
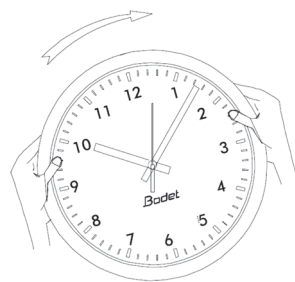
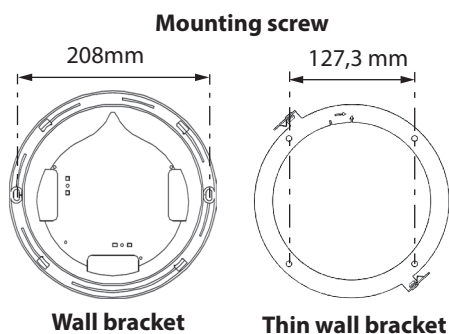
Slave clocks are connected to the Ethernet network and powered by PoE (Power over Ethernet).

The time is synchronised by the time server or the master clock over the Ethernet network in unicast, multicast or DHCP mode.

• DHF

The DHF clocks pick up the time signal sent by the master clock via a radio signal and synchronise automatically. If radio reception is poor, the clocks keep time thanks to their own time systems.

Consumption TBT: from 15mA at 6V to 8mA at 12V to 7mA at 16V.

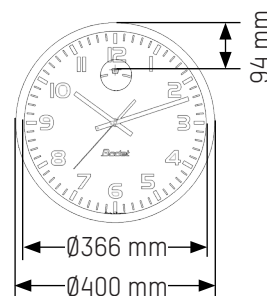


Double-sided bracket mounting

Once the the bracket (wall or double-sided) is installed, turn the clock a quarter turn in the clockwise direction so that the clock is in the correct position.

MOUNTING ACCESSORIES


- 981 001..... Double-sided bracket
- 981 002..... Short double-sided bracket
- 981 003..... Narrow wall bracket (Locking disk)
- 981 005..... Joining ring for double sided Profil 740 clock
- 981 006..... Wall bracket (Locking disk)
- 938 914..... 230V recess mounting power supply for TBT clock
- 938 916..... 230V plug-in power supply for TBT clock



With thin bracket, clock flush with wall
12 mm between wall and clock with locking disk



Thin wall bracket
Wall bracket (locking disk)



Profil 740 double sided with joining ring